



RECTANGULAR TILES

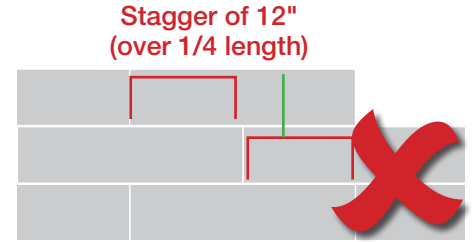
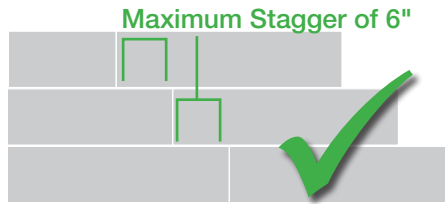
Please keep these guidelines in mind when installing rectangular tiles.

When using an offset on rectangular tiles, it is recommended that no more than a 25% offset be used. This means that on – 6" x 24", 12"x24", and 16"x24" sizes, no more than a 6" offset should be used (or 5" on 6½" x 20"). Any installation larger than the 25% should only be backed by the contractor and not the manufacturer.

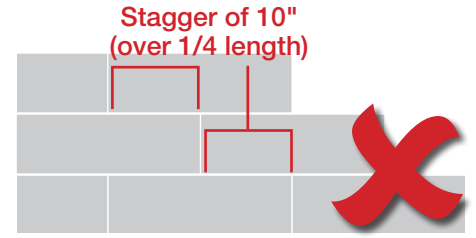
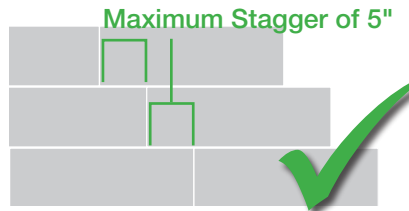
* Recommended grout joint for all rectangular offset tiles is 1/8".

Rectangular sizes:

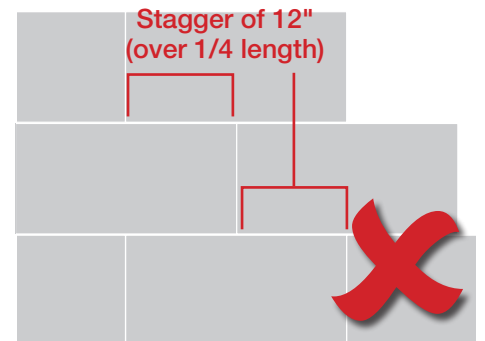
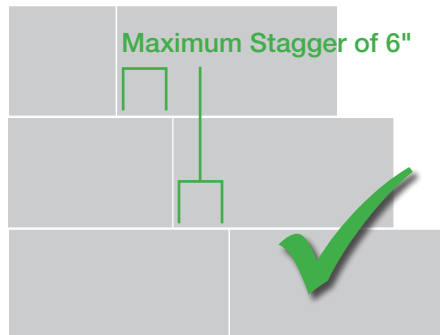
6" x 24"



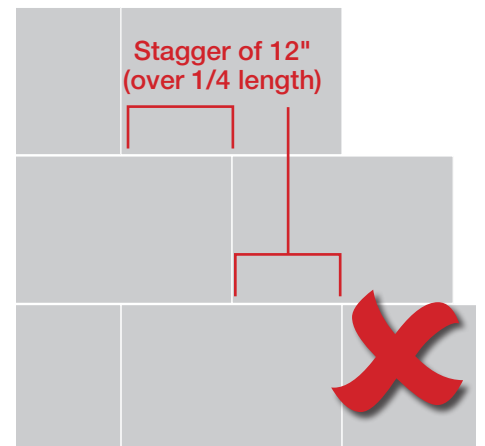
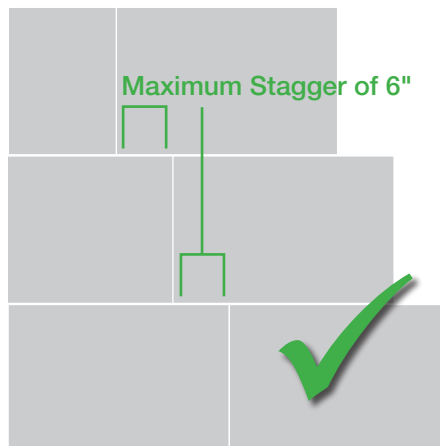
6½" x 20"



12" x 24"



16" x 24"






M S International, Inc.

Premium Natural Stones™


RECTANGULAR TILES

Rectangle tiles can also be laid out with less than 25% stagger such as the 3" shown below. You can also lay them out in a random pattern or herringbone as well.

3" Stagger



Random



Herringbone

