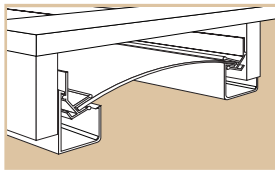


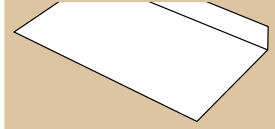
UnderDeck The Original® Estimator



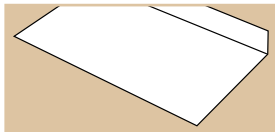
System PVC Components



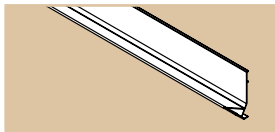
Ledger Wrap
12", 16", 24" widths



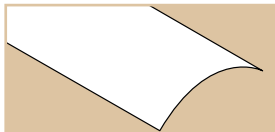
Water Diverter
12", 16", 24" widths



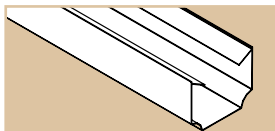
Joist Rail
36" length



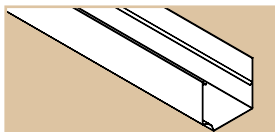
Collector Panel
12", 16", 24" widths
12', 16' lengths



Joist Gutter
12', 16' lengths




Boundary Gutter
12', 16' lengths



Here's How to Order UnderDeck Components


UnderDeck is available in White and Tan. Be sure to select the correct color code.



LEDGER WRAP

- Ledger Wrap is applied to the ledger board (the board attached to your building and from which your deck is hung). It may be painted, or you can install Ledger Wrap which matches the rest of the UnderDeck components.


You will need one Ledger Wrap for each space between joists. (See drawing = C)



WATER DIVERTER

- Water Diverters are applied to the ledger board. It is installed onto the Ledger Wrap or direct to the painted Ledger Board.

You will need one Water Diverter for each space between joists. (See drawing = C)



JOIST RAIL

- Joist Rails attach to the joists and support the UnderDeck System.

Determine the number of Joist Rails required. Refer to the drawing below.

$$\frac{\text{Number of joist spaces (C)}}{\text{Joist length (E) in inches}} \times 2 \div 37 = \frac{\text{Number of Joists Rails required}}{\text{Number of Joists Rails required}}$$



COLLECTOR PANELS

- Collector Panels create the systems architectural curved shape and fit into the Joist Rails. You will need one Collector Panel for each space between joists. (See drawing = C)

- Order Collector Panels specific to 12", 16", and 24" width on-center joist spacing. Panels may be easily custom cut on-site to fit in-between sizes.

- Order Collector Panels specific to 12 ft or 16 ft lengths.



JOIST GUTTERS*

- Joist Gutters carry the water from under your deck and fit into the Joist Rails. You will need one Joist Gutter for each INSIDE joist. (See drawing = B)



*DOUBLE JOIST GUTTERS

- If your deck uses double joists anywhere, order Double Joist Gutters as needed. Otherwise order the standard Joist Gutters. If you have joists wider than double joists, contact UnderDeck.



BOUNDARY GUTTERS

- Boundary Gutters also carry the water from under your deck and fit into the Joist Rails. You will need one Boundary Gutter for each OUTSIDE joist. (See drawing = A) (There are usually two outside joists on a typical rectangular deck.)



WEATHER STRIPS

- Weather Strips are applied at the far end nearest to the Ledger Board. You will need one Weather Strip for every Water Diverter, plus 1 extra.



COLOR MATCH CAULK

- Weathermaster Sealant is applied at several locations: At the Weather Strip, Water Diverters, & Flashing. A 12 ft wide x 10 ft area usually requires 2 tubes.



JOIST RAIL FLASHING

- Joist Rail Flashing is used to water seal the outside joists. Usually 1 roll per deck.



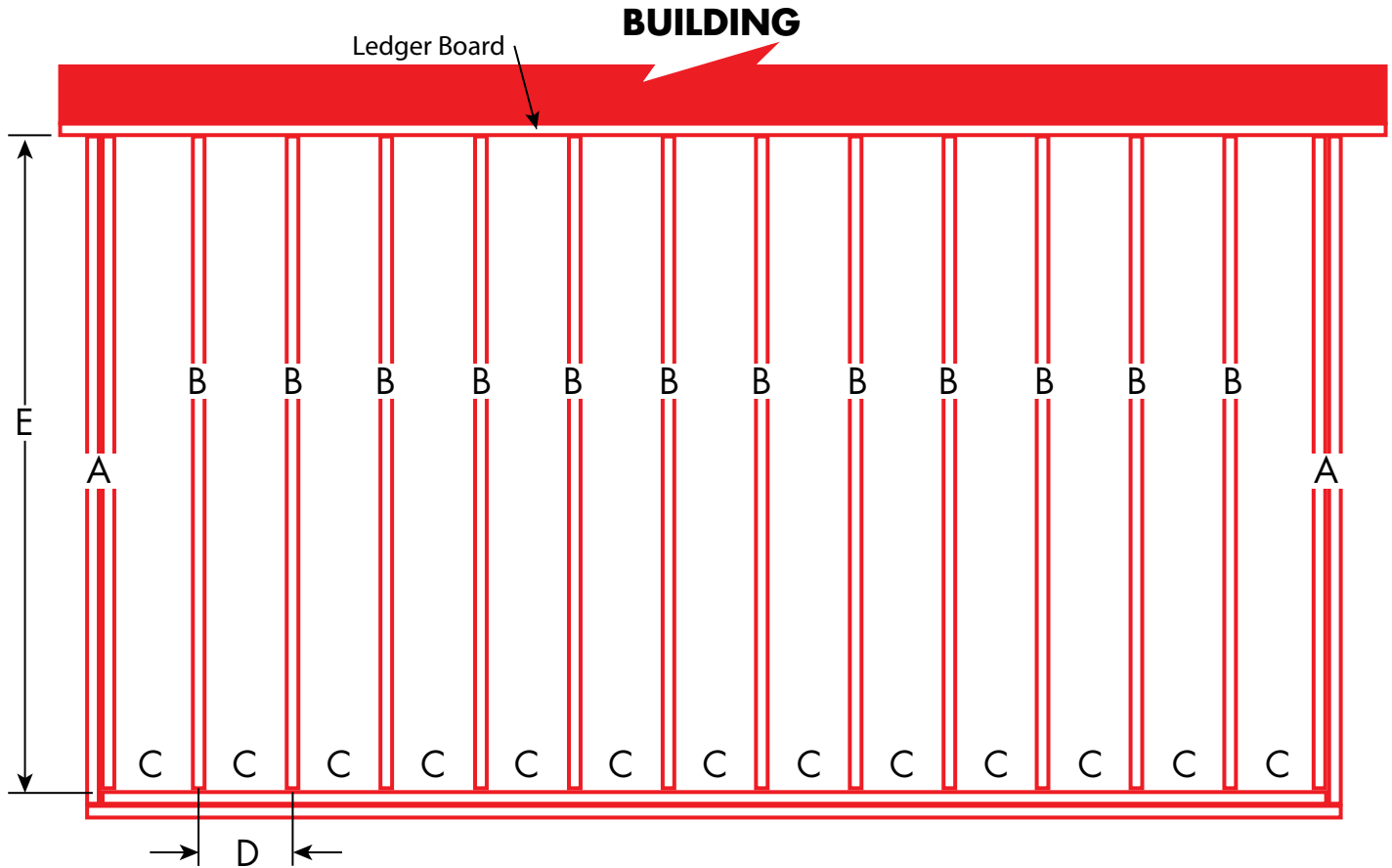
JOIST RAIL NAILS

- Joist Rail Nails are used to fasten the Joist Rails, Ledger Wrap and Water Diverters onto the joists. Formula to determine nail quantity = # Joist Rails + #Water Diverters x 4 = # nails needed. Our nails come approximately 200 per box.

IMPORTANT

- Check for any obstructions such as blocking, bracing, posts, or beams which may require some modifications before installing. These modifications should be considered. You may refer to the detailed installation instructions available on the www.UnderDeck.com website or they may be obtained by calling the manufacturer, FehrMark, Inc. at 1.888.353.3347 or email sales@fehrmark.com.

- If your deck has unusual shapes or dimensions, call the manufacturer, FehrMark, Inc. at 1.888.353.3347 or email sales@fehrmark.com. We'll be glad to help you provide the information we need to provide an accurate order.



DECK CONFIGURATION 1

Water Gutters

UnderDeck The Original® recommends water (rain) gutters be installed to complete the installation. Water Gutters can be purchased from many local building supply dealers. Follow the water gutter manufacturers installation instructions and the UnderDeck written installation instructions. We also have an installation video available on the www.UnderDeck.com website.

UnderDeck The Original® 15 Year Limited Warranty

Full details are available at www.UnderDeck.com

If your deck has an unusual shape and would like assistance in determining component quantities, contact UnderDeck. Rough drawings and photos of your deck from various angles are also very helpful to estimate the quantity of components required. You can fax drawings or email them with your photos to sales@fehrmark.com.